



# Applied Process Understanding in Drug Product Development

A combined pharmaceutical science, materials science and chemical process engineering approach

17 October , Heidelberg, Germany

ir Sander van den Ban, CEng

© European Compliance Academy (ECA)



## The Unpredictability of Dose Forms

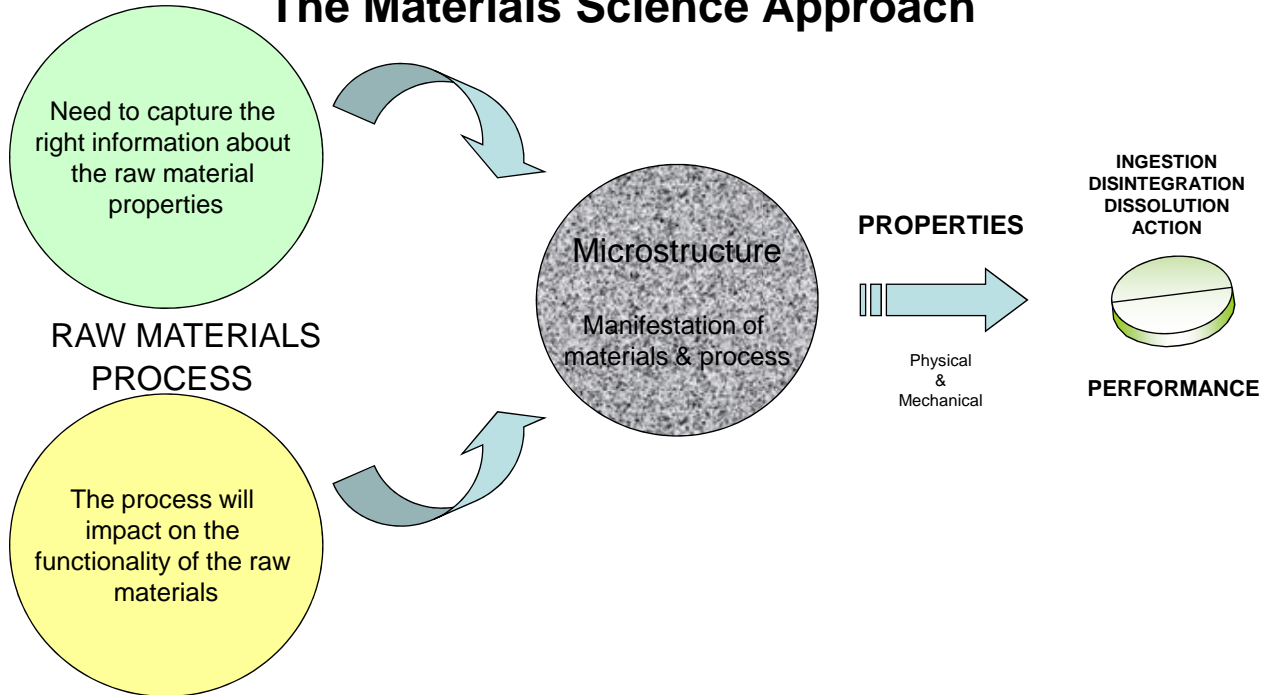
- What we want:
  - Design Space: “The multidimensional combination and interaction of input variables (e.g., material attributes) and process parameters that have been demonstrated to provide assurance of quality.” - *ICH Q8*
  
- What we usually have:
  - ‘Unpredictable’ Dose Forms

Definition: “Incapable of being determined in advance whether by observation, experience or reason.” – *Projectauditors.com*
  
- What we would benefit from
  - A more prominent use of physics, chemistry and engineering within a ‘framework’ that can guide our drug development efforts”

© European Compliance Academy (ECA)




## The Materials Science Approach



© European Compliance Academy (ECA)



## HOW?... - Visualisation Tools



- A tool to generate structures in 3D could give clues as to how a microstructure should look.
- Be able to determine theoretical percolation points. (API-dominated or Excipient Dominated?)
- This virtual microstructure approach lends itself to QbD as one is able to do some virtual stretching of the raw materials as a precursor to any lab-based DOEs.

© European Compliance Academy (ECA)

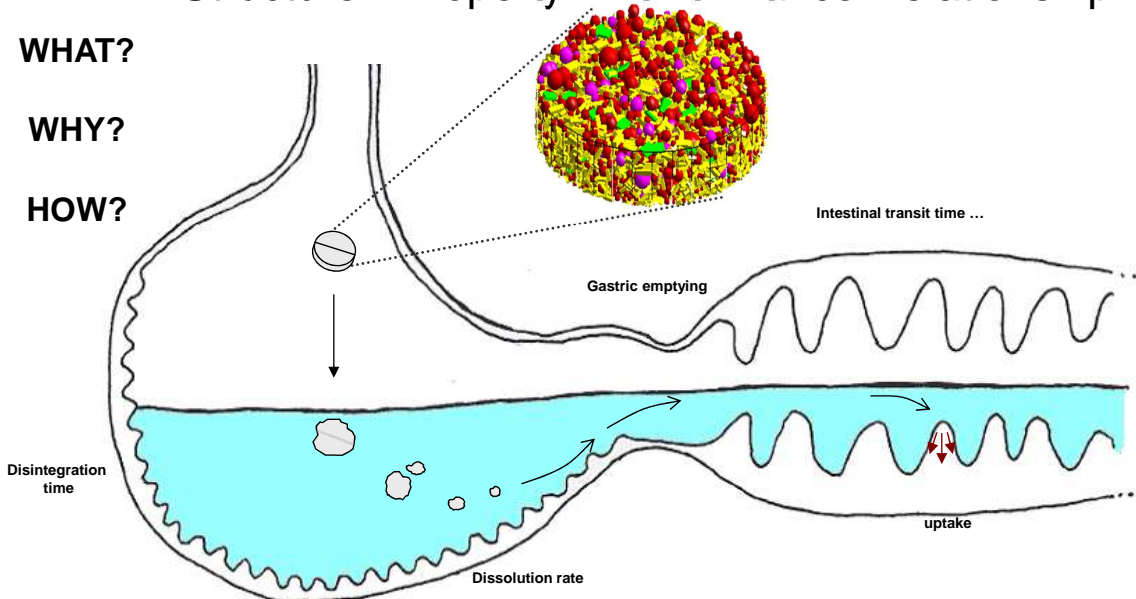


## The importance of Micro - Structure Structure - Property - Performance Relationship

WHAT?

WHY?

HOW?

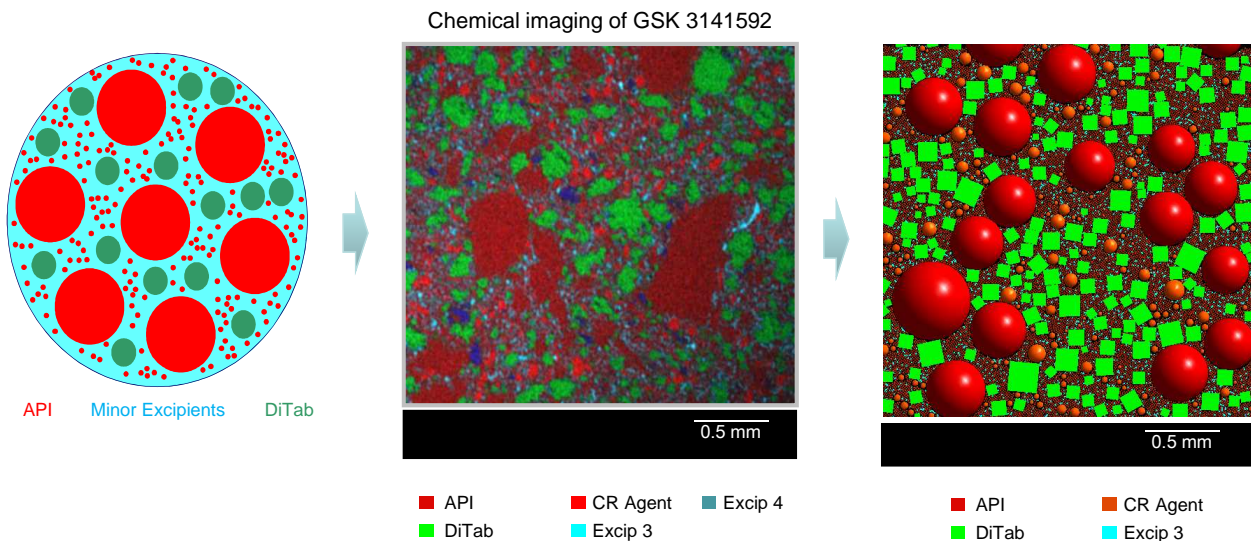


**A de-risked formulation is one where the tablet breakup mechanism consistently ensures correct drug release rate and uptake**

© European Compliance Academy (ECA)




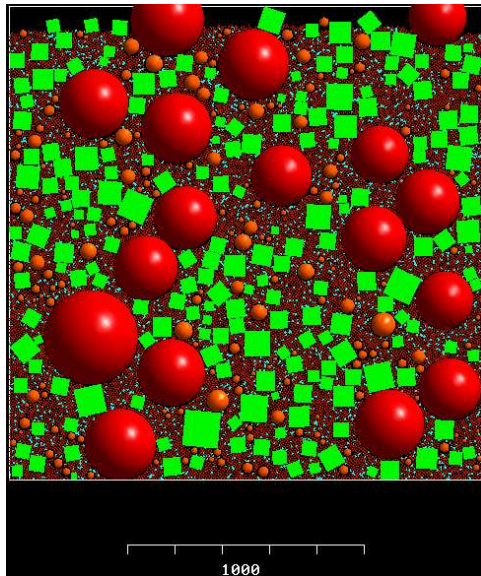
## Using MacroPac to recreate Virtual Microstructures



© European Compliance Academy (ECA)

## GSK 3141592 Raw Material CQAs II

### DiTab Particle Size Distribution

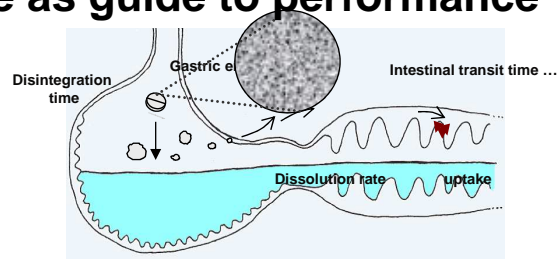


Smaller size of milled DiTab effectively **destroys the continuous phase** formed by the API

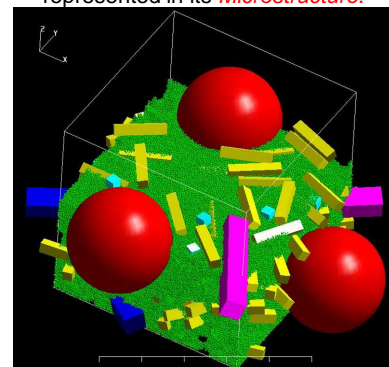
© European Compliance Academy (ECA)

## Formulation microstructure as guide to performance

- Visualise the microstructure of the formulation in 3D (simulation)
- Deduce performance relationship with observed microstructure
- Use virtual microstructure approach in QbD – virtually assess materials as precursor to lab-based DoEs
- Note proposed new USP General Information Chapter, Excipient Performance <1059>

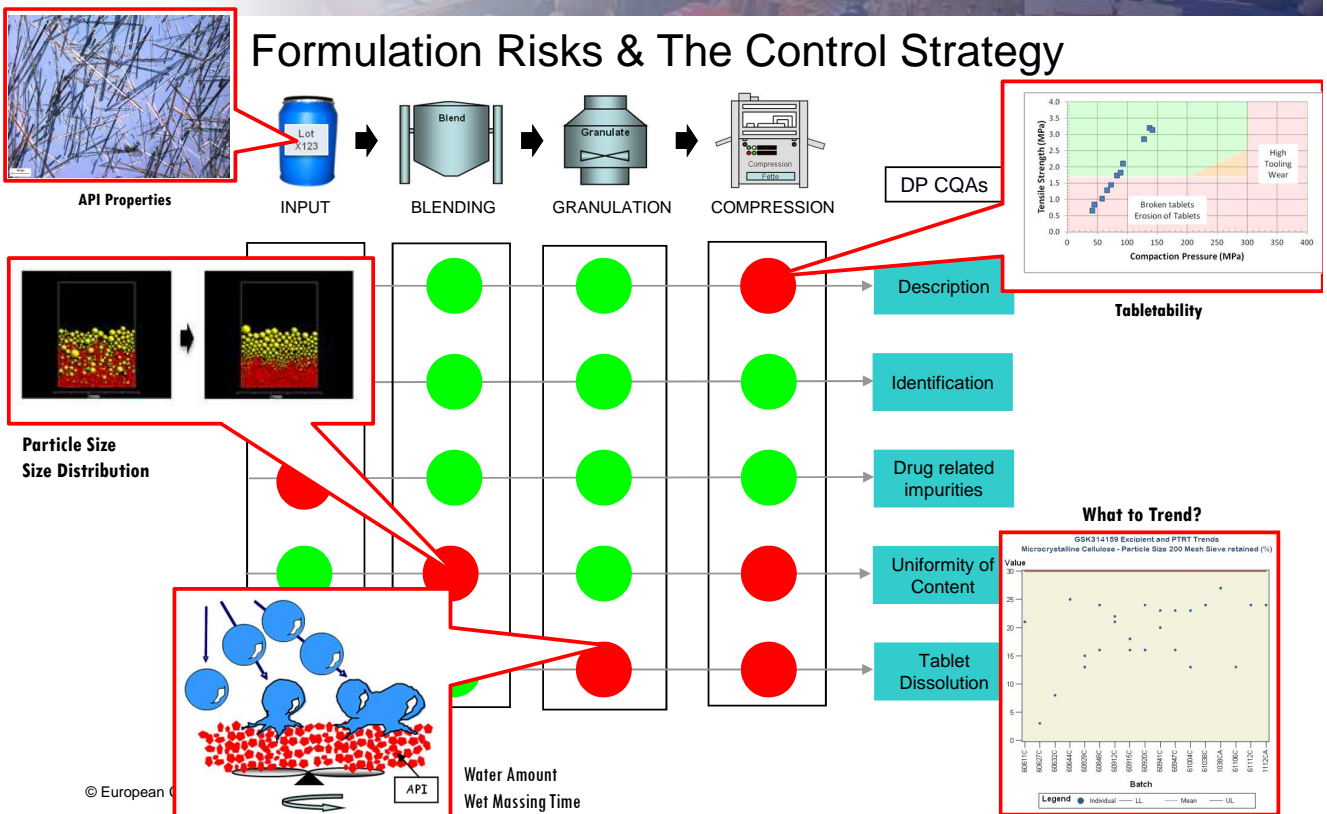


tablet break – up mechanism is a combination of raw materials & processing represented in its **Microstructure**.



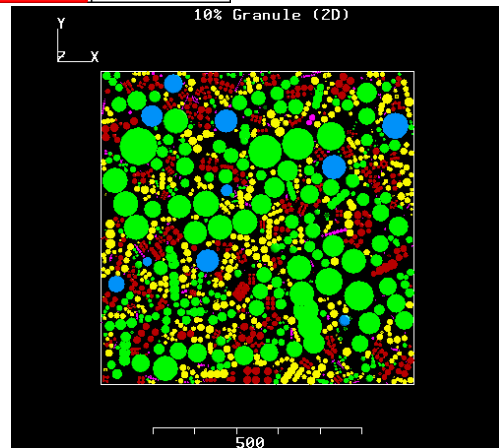
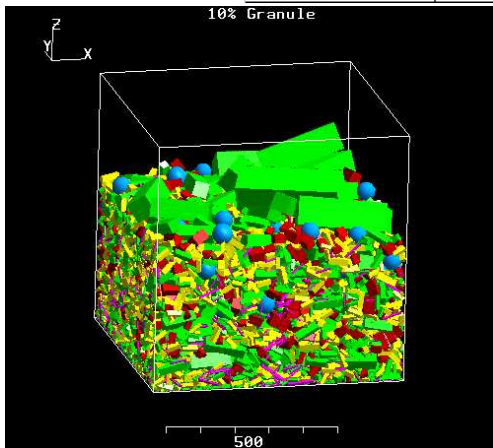
© European Compliance Academy (ECA)

## Formulation Risks & The Control Strategy



## GSK 3141592 - 10% API Granule Formulation

| Granule 10%     | w/w% | TD  | v/v%   | Size x50 (um) |
|-----------------|------|-----|--------|---------------|
| GSK3141592 API  | 10   | 1.3 | 11.42  | 50            |
| Filler          | 63.5 | 1.5 | 62.84  | 160           |
| Compression Aid | 20   | 1.6 | 18.55  | 50            |
| Disintegrant    | 1.5  | 1.5 | 1.48   | 50            |
| Binder          | 5    | 1.3 | 5.71   | 60            |
|                 | 100  |     | 100.00 |               |

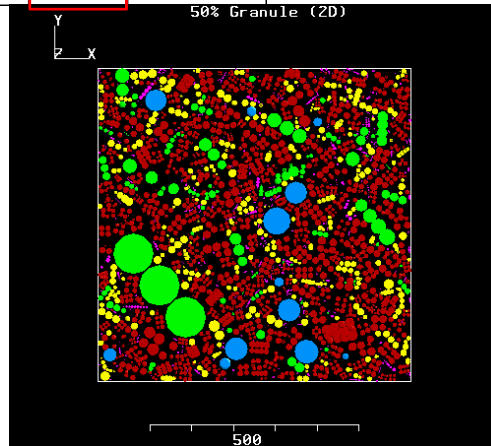
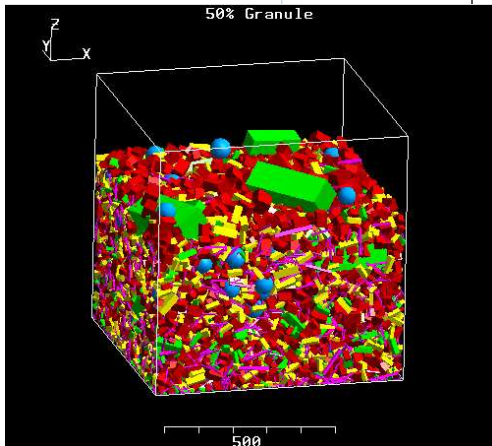


© European Compliance Academy (ECA)




## GSK 3141592 - 50% API Granule Formulation

| Granule 50%     | w/w% | TD  | v/v%   | Size x50 (um) |
|-----------------|------|-----|--------|---------------|
| GSK3141592 API  | 50   | 1.3 | 53.81  | 50            |
| Filler          | 21   | 1.5 | 19.59  | 160           |
| Compression Aid | 20   | 1.6 | 17.49  | 50            |
| Disintegrant    | 4    | 1.5 | 3.73   | 50            |
| Binder          | 5    | 1.3 | 5.38   | 60            |
|                 | 100  |     | 100.00 |               |

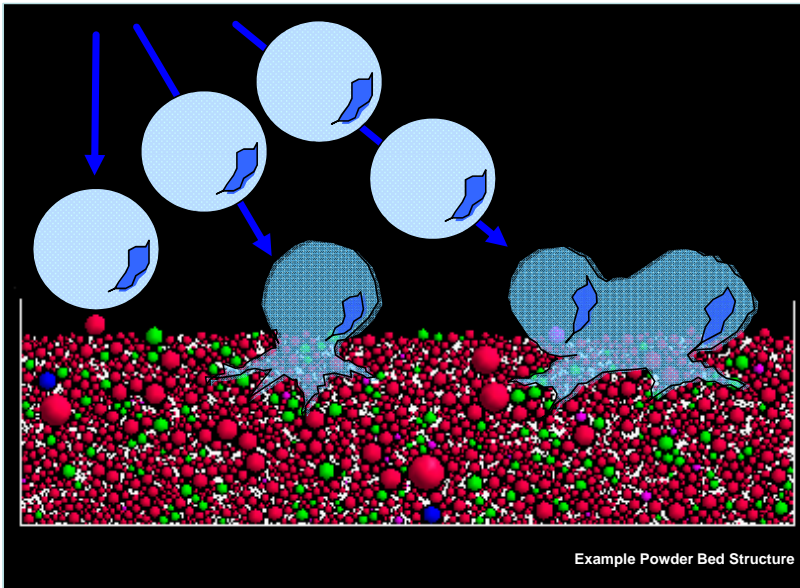


© European Compliance Academy (ECA)



## 'Rich Picture' for High Shear Wet Granulation

Spray water solution

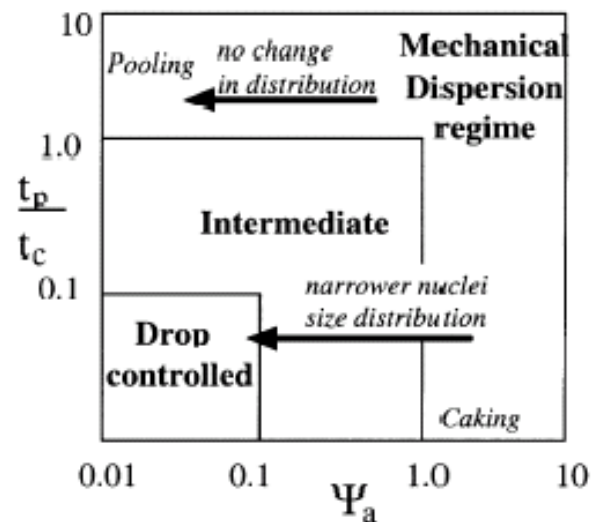
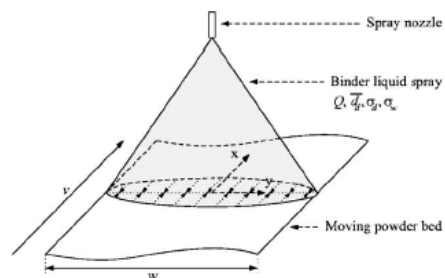
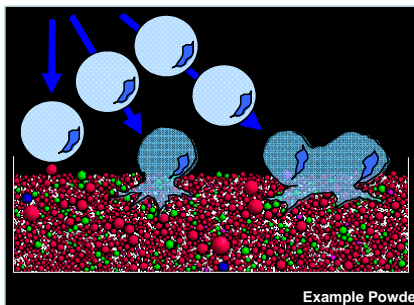


- Powder blend material 'engulfed' by water droplets
- Water interacts with excipient particles by hydrating them, forming gelatinous matter in some cases
- Any viscous matter formed is able to spread and 'coat' all other particles with which it comes into contact during further mixing.

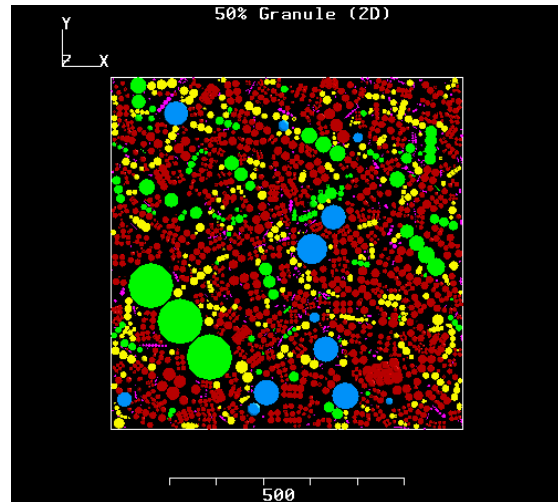
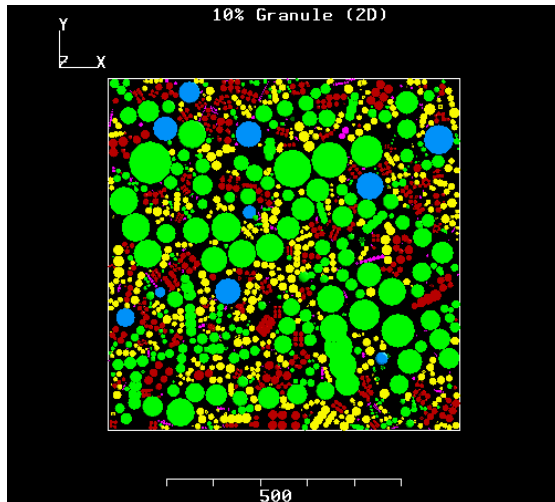
Any binders present will need to carry out their functionality during granulation.  
Any disintegrants present will need to retain their functionality for dissolution/ingestion

© European Compliance Academy (ECA)

## Nucleation regime map




## Comparing Granule Structures



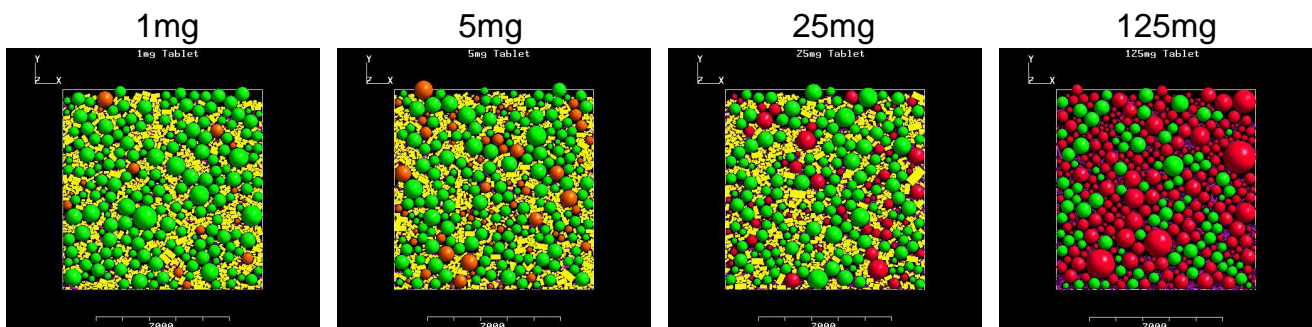
### Risks to Consider:

- Binder capability during Granulation
- API wettability during Granulation
- Particle Size Distribution, flow properties of dried granules
- Compressibility of final granules

© European Compliance Academy (ECA)



## Comparing Tablet Structures



### Risks to Consider:

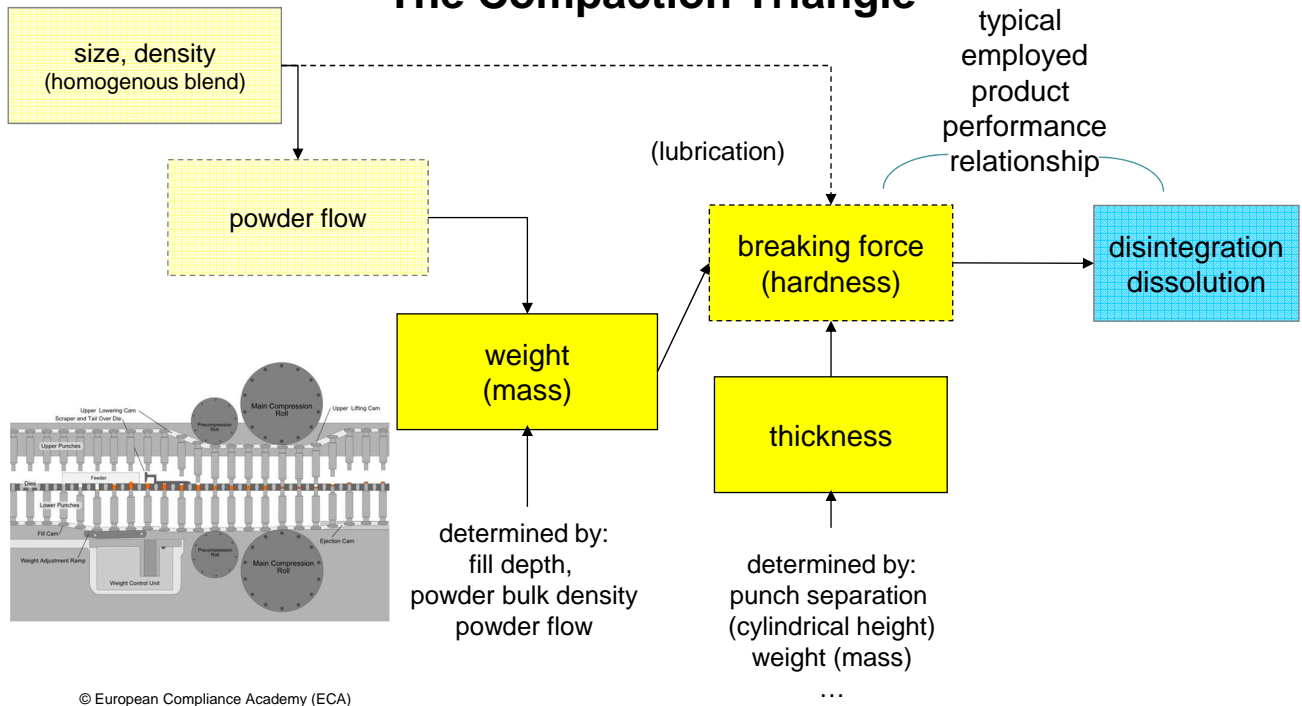
- Segregation of species (granules or excipients)
- Flow of powder blend (hopper & tablet press)
- Tabletability of blend (tensile strength, compaction pressure, solid fraction)
- Coating of tablet surface

© European Compliance Academy (ECA)

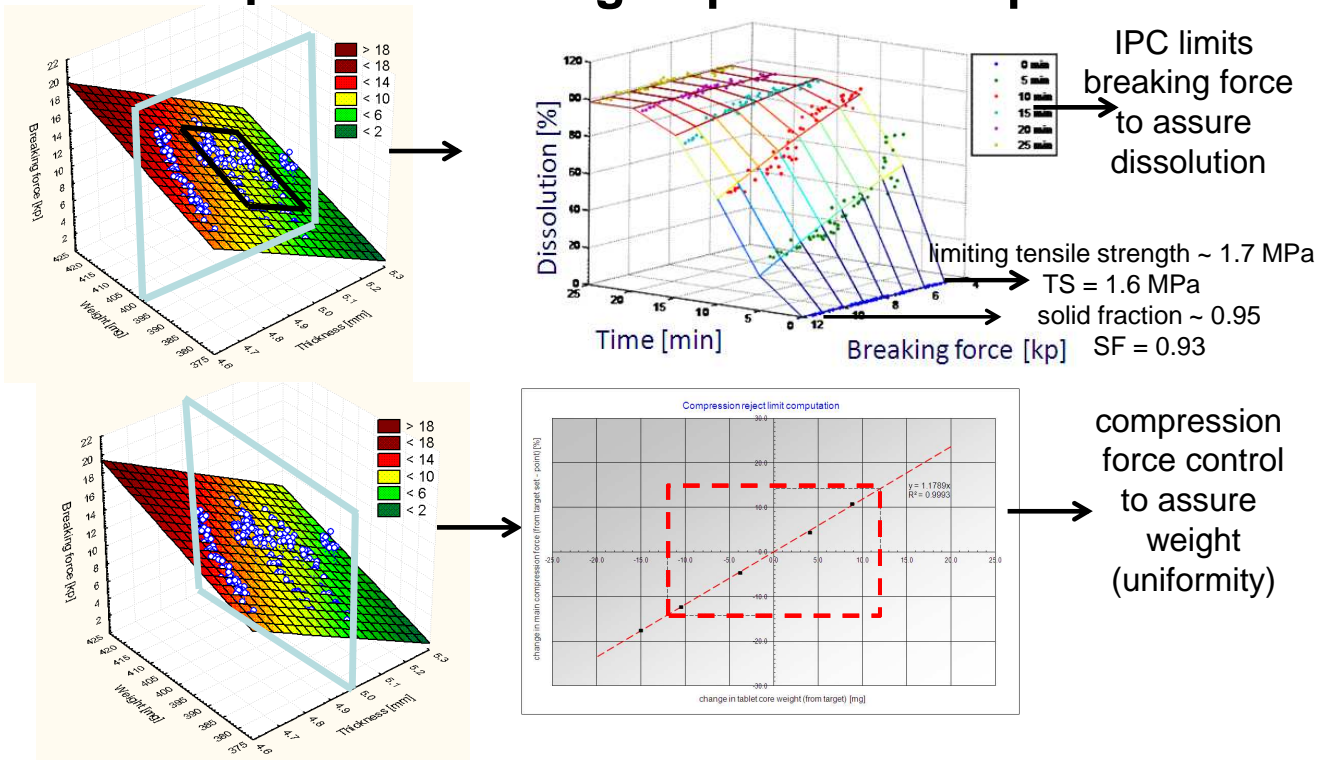


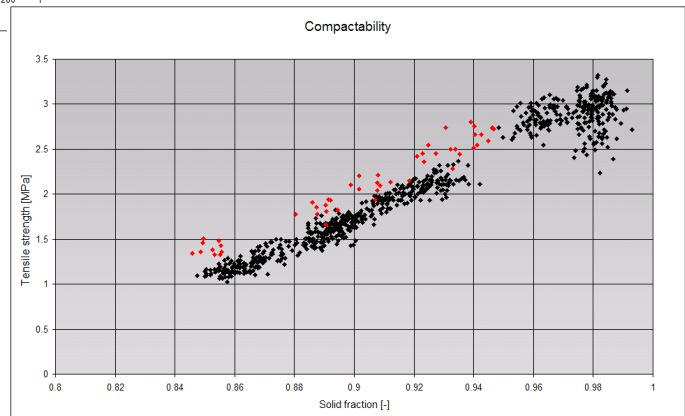
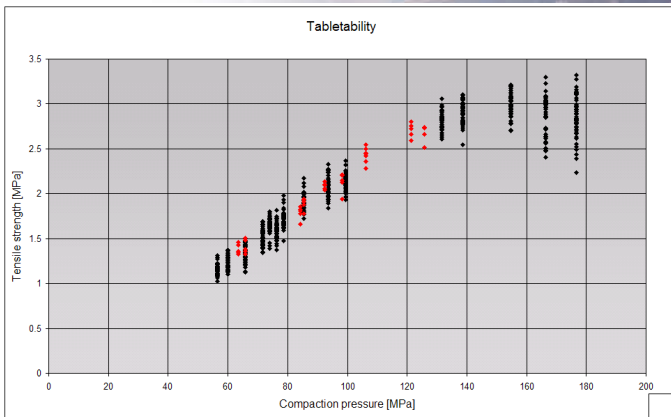


## The Compaction Triangle



## Compaction – Design Space Development

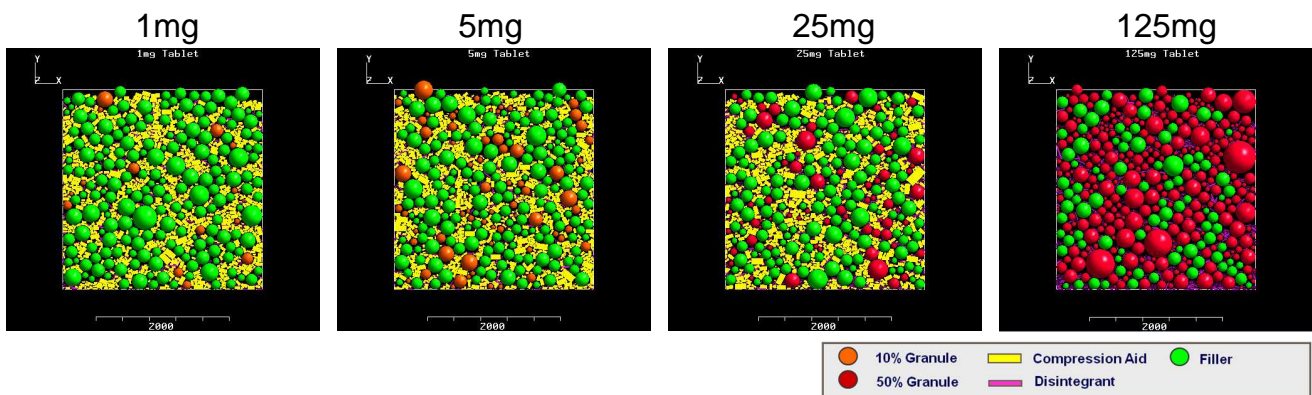




© European Compliance Academy (ECA)



## Comparing Tablet Structures

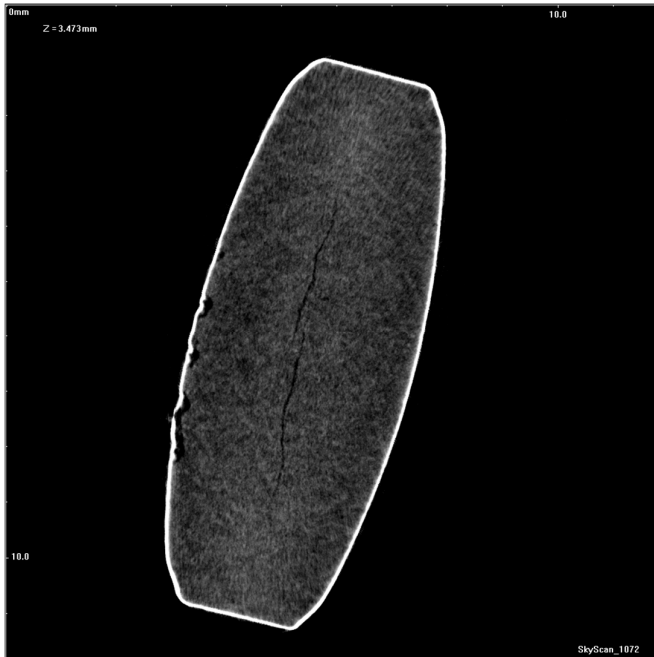


### Risks to Consider:

- Segregation of species (granules or excipients)
- Flow of powder blend (hopper & tablet press)
- Tabletability of blend (tensile strength, compaction pressure, solid fraction)
- Coating of tablet surface

© European Compliance Academy (ECA)

## not all mechanical failure is visible to the naked eye



© European Compliance Academy (ECA)

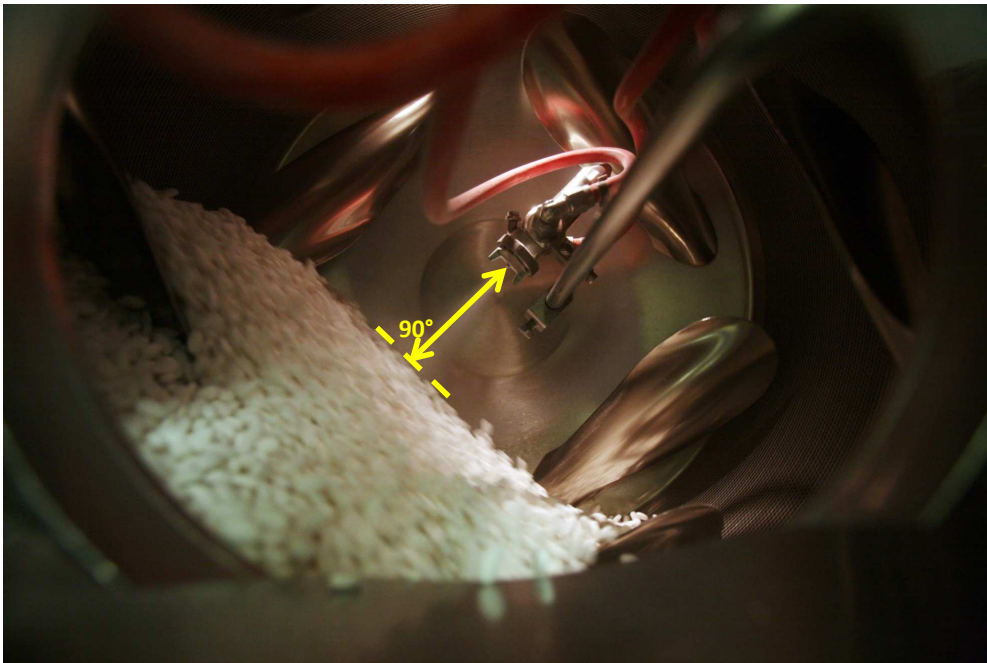
- Tablet debossing = 150  $\mu\text{m}$

## Film Coating



- Quality:
  - (1) film coat amount
  - (2) environmental conditions of film formation

© European Compliance Academy (ECA)

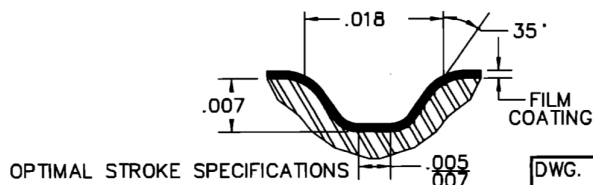

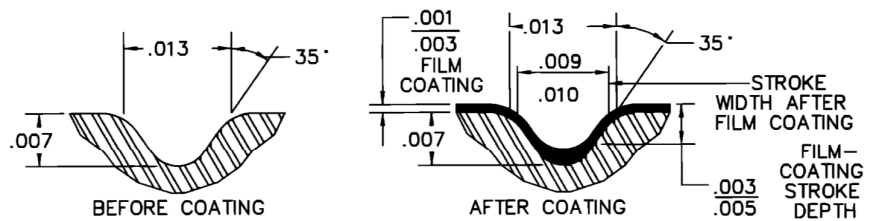



© European Compliance Academy (ECA)



## Tooling Design

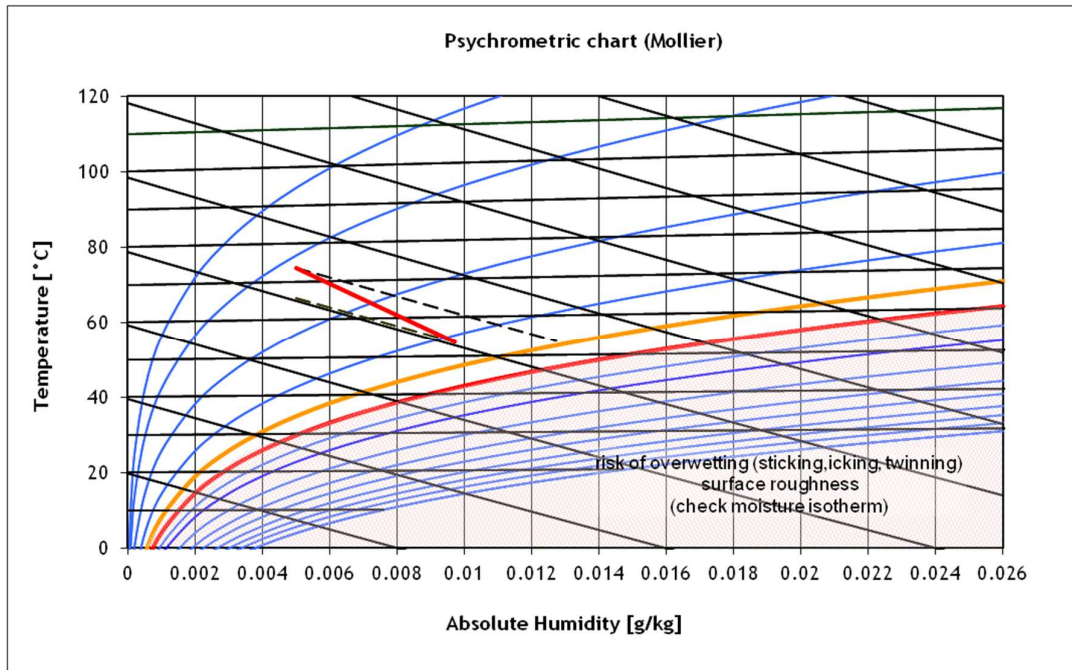
### FIGURE 27. GUIDELINES FOR FILM COATING



DWG. NO. TSM-N27



## Psychrometric chart



© European Compliance Academy (ECA)

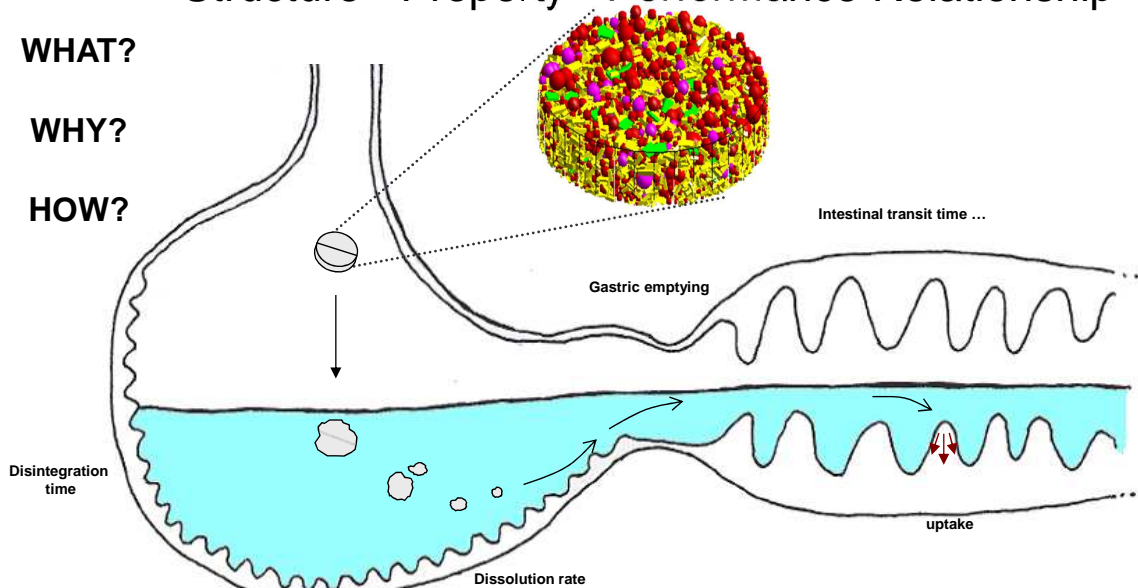


## The importance of Micro - Structure Structure - Property - Performance Relationship

WHAT?

WHY?

HOW?

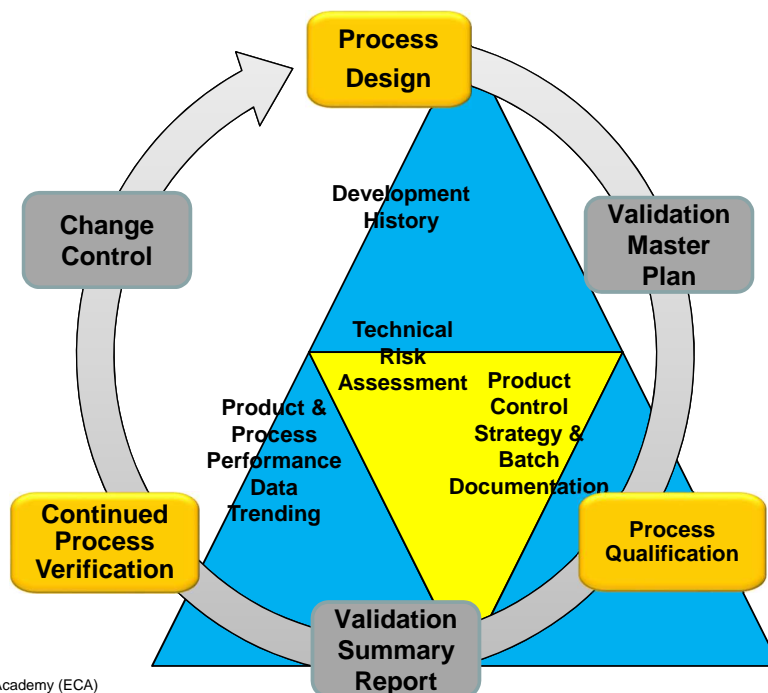


A de-risked formulation is one where the tablet breakup mechanism **consistently** ensures correct drug release rate and uptake

© European Compliance Academy (ECA)



## Product Quality Lifecycle Management





## Concluding Remarks

- Putting together a robust design space requires knowledge of the key product & process parameters that will affect the quality of a dosage form.
  
- By adopting a Materials Science approach we can begin to do two things:
  - 1. Have a greater understanding of the functionality of our raw materials, with the knowledge that this functionality may change depending on the dosage form in which they are incorporated.
  
  - 2. Make greater use of the phase volumes, size and shape of our excipients in 3D models to aid with tablet breakdown mechanism hypotheses.
  
- This approach will help to de-mystify our dosage forms, identify the correct Drug Product CQAs, and ultimately enable us to more readily *demonstrate* our scientific understanding of our dosage forms in our filings.